







Itaca

Carni • Sandwiches • Bevande • Latticini • Prodotti freschi
Meat • Sandwiches • Drinks • Dairy • Fresh Products

H 134

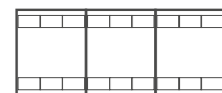
P 160 (Semi-vertical cabinet 130) • **83** (Head cabinet 130)

L 136 (Semi-vertical cabinet 130) • **161** (Head cabinet 130)

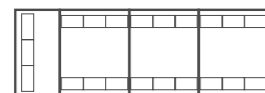
<p>Installazione Plug-in</p> <p>Configurazione Quadro comandi elettronico</p> <p>Temperatura di esercizio • 0 / +2 °C (Semi-vertical) • +2 / +4 °C (Head cabinet)</p> <p>Refrigerante R290</p> <p>Refrigerazione Ventilata</p> <p>Classe di prodotto • M1 (Semi-vertical) • M2 (Head cabinet)</p> <p>Classe climatica 3</p>	<p>Compressore Ermetico</p> <p>Sbrinamento Fermata compressore</p> <p>Fianchi/Struttura Metacrilato</p> <p>Interno Acciaio verniciato</p> <p>Sistema di chiusura Open</p> <p>Illuminazione LED</p> <p>Movimentazione Piedini fissi</p>	<p>Installation Plug-in</p> <p>Configuration Electronic control board</p> <p>Temperature range • 0 / +2 °C (Semi-vertical) • +2 / +4 °C (Head cabinet)</p> <p>Refrigerant R290</p> <p>Refrigeration Ventilated</p> <p>Product class • M1 (Semi-vertical) • M2 (Head cabinet)</p> <p>Climatic class 3</p>	<p>Compressor Hermetic</p> <p>Defrost Off cycle</p> <p>Side panels/Structure Methacrylate</p> <p>Inside Painted steel</p> <p>Closing system Open</p> <p>Lighting LED</p> <p>Equipment handling Fixes feet</p>	<p>Colori disponibili Available colours</p> <p>Interno Inside</p> <p> RAL</p> <p> Acciaio Inox / Stainless steel</p> <p>Esterno Outside</p> <p> RAL</p> <p> Acciaio Inox / Stainless steel</p> <p>Plinth Basamento</p> <p> RAL</p> <p> Acciaio Inox / Stainless steel</p>
--	---	---	--	--



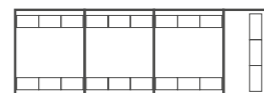
Canalizzazione / Channelling



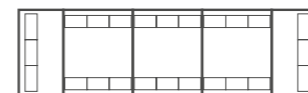
Lineari





Lineari + testata sx



Lineari + testata dx



Lineari + 2 testate

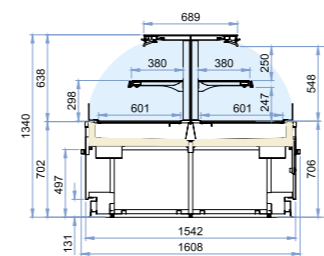
Itaca	Semi-vertical cabinet 130	Head cabinet 130
	TN RV	TN RV
Dimensioni esterne (LxPxH) External dimensions (LxDxH)	1368 x 1608 x 1340 mm	1610 x 826 x 1340 mm
Capacità (lorda/netta) Capacity (gross/net)	543 / 840 Lt	349 / 769 Lt
Peso (netto) Weight (net)	290 kg	233 Kg
Area espositiva Total Display Area (TDA)	3,19 m ²	3,07 m ²
Refrigerazione Refrigeration	Ventilata Ventilated	Ventilata Ventilated
Refrigerante Refrigerant	R290	R290
Sbrinamento Defrost	Fermata compressore Off cycle	Fermata compressore Off cycle
Temperatura prodotto Product temperature	-1/ +5 °C	-1/ +7 °C
Classe climatica Climate class	3	3
Condizioni ambientali Operating conditions	25°C / 60% RH	25°C / 60% RH
Classe energetica Energy class		

DATI ELETTRICI - Dati tecnici riferiti a modelli con unità condensatrice plug-in R290, illuminazione LED 5700K, chiusura con copertura notturna.
ELECTRICAL DATA - Technical sheet about models with: air-cooled plug-in unit R290, LED lighting 5700K, closing system night cover.

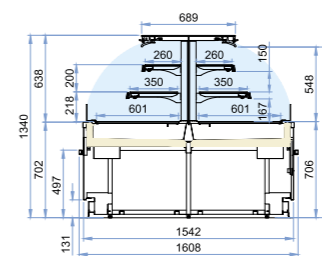
Compressore (q.tà - tipologia) Compressor (q.ty - type)	2 Ermetici 2 Hermetics	1 Ermetico 1 Hermetic
Alimentazione Power supply	230 V / 1 Ph / 50 Hz	230 V / 1 Ph / 50 Hz
Assorbimento elettrico (regime) Electrical input (nominal)	1600 W / 7,1 A	1050 W / 5 A
Assorbimento elettrico (sbrinamento) Electrical input (defrost)	130 W / 0,7 A	70 W / 0,4A

ALLESTIMENTO SETUP

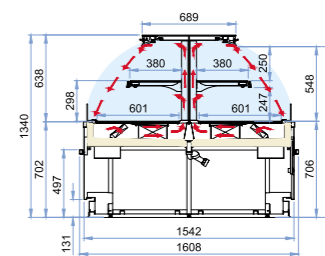
Ripiano fondo vasca (LxD) Bottom shelf (LxP)	1260 x 601 mm	1500 x 601 mm
--	---------------	---------------



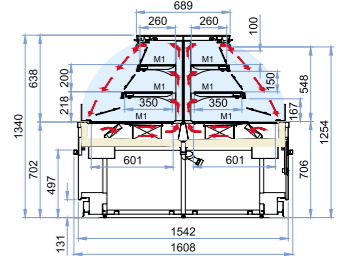
Neutra 1 mensola / 1 shelf



Neutra 2 mensole / 2 shelves



Plug-in 1 mensola / 1 shelf



Plug-in 2 mensole / 2 shelves